

Model Part#
RC6453 8951076013

Model Part#
RC6050 8951079001

Model Part#
RC6067 8951079011

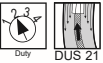
Model	RC6453
Tool	ø 8 mm
Speed	2.000 min ⁻¹
Weight	1,3 kg
Hose	8 mm
Dimensions axbxc	285x215x75 mm
Air cons.	110 l/min
Air cons.	240 l/min
Air inlet	1/4" IG
Sound LpA	88.8 dB(A)
Vibration	<2.5 m/s ²

Model	RC6050
Stroke	10 mm
Speed	9.500 min ⁻¹
Weight	0,65 kg
Hose	8 mm
Dimensions axbxc	262x38 mm
Air cons.	220 l/min
Air cons.	-
Air inlet	1/4" IG
Sound LpA	79.9 dB(A)
Vibration	12.57 m/s ²

Model	RC6067
Stroke	10 mm
Speed	10.000 min ⁻¹
Weight	0,51 kg
Hose	8 mm
Dimensions axbxc	262x64x55 mm
Air cons.	150 l/min
Air cons.	-
Air inlet	1/4" IG
Sound LpA	79.9 dB(A)
Vibration	6.32 m/s ²



**8 mm fraiser bit
Swiveling counterarm**



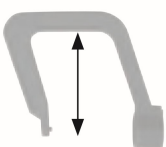
- fraiser for precise removal of spot welding points for example car body parts
- fraising bit is pushed automatically onto the sheet metal by compressed air and the tool begins to run, removing only the point from one layer of the bonding. The lower layer of sheet metal is not drilled
- adjustable fraising depth by 50 micron steps
- includes a 75 mm deep counter arm (swivels and can be removed)
- only usable with fraising bits length 47mm

Accessories for RC6453

Fraising Bits

For the precise removal of welding spots without drilling through the "good" side of the sheet metal. Made of very hard cobalt steel HSCo

Model	Part#	
78F	8951011524	45-47 mm ø 8,0 mm



Counter arm 75 mm
Model Part#
6453GH75 8951011525

Counter arm 140 mm
Model Part#
6453GH140 8951011526



**Easy exchange of blades
Rear exhaust**



- fast and handy air saw for sheet metals
- insulated handle
- exhaust guided to the rear side
- ideally suited for precise cutting of car body parts, profiles and sun roofs
- 10 mm stroke

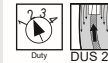
Model Part#
RC6051 8951179000

Saw set incl. accessories

Set with accessories:	
1 Saw	RC6050
5 Saw blades (32 Teeth/inch)	8951011514
5 Saw blades (24 Teeth/inch)	8951011515
1 Swivelling connector	DG1
1 Mini-oiler	G1K
1 Toolbox	



**Low vibration & composite
Rear exhaust**




- powerful air saw with composite handle
- rear exhaust
- suitable to cut through profiles and multiple-layer sheet metals
- using long saw blades larger tubes and profiles can even be cut in one
- 10000 strokes/min.
- using a file adapter the tool can also be converted into an air file (extra accessory)

Model Part#
RC6068 8951179020

Saw set incl. accessories

Set with accessories:	
1 Saw	RC6067
1,5 m exhaust hose	DUS31
5 Saw blades (32 Teeth/inch)	8951011514
5 Saw blades (24 Teeth/inch)	8951011515
5 Saw blades (18 Teeth/inch)	8951011520
1 Swivelling connector	DG1
1 Toolbox	



For model	Part# 8951011514
RC6050	Teeth / inch: 32
RC6067	Distance of teeth: 0,8mm
	Material: Bi-Metal
	A: 4,2 mm

Useable for:
steel, sheet metal, car body

For Model	Part# 8951011515
RC6050	Teeth / inch: 24
RC6067	Distance of teeth: 1,0mm
	Material: Bi-Metal
	A: 4,2 mm

Useable for:
casted iron, aluminium, copper, zinc, composite, bumper


For model	Part# 8951011520
RC6050	Teeth / inch: 18
RC6067	Distance of teeth: 1,4mm
	Material: Bi-Metal
	A: 4,2 mm

Useable for:
plastic, wood, bumper

For model	Part# 8951011519
RC6050	Teeth / inch: 14
RC6067	Distance of teeth: 1,8mm
	Material: Bi-Metal
	A: 4,2 mm

Useable for:
plastic and wood

Saw blades - standard length



For model	Part# 8951011531
RC6067	needed for using files with saw RC6067

File adapter



For model	Part# 8951011521
RC6050	Teeth / inch: 32
RC6067	Distance of teeth: 0,8mm
	Material: Bi-Metal
	A: 4,2 mm

Useable for:
steel, sheet metal, car body


For model	Part# 8951011522
RC6050	Teeth / inch: 24
RC6067	Distance of teeth: 1,0mm
	Material: Bi-Metal
	A: 4,2 mm

Useable for:
casted iron, aluminium, copper, zinc, composite, bumper

For model	Part# 8951011523
RC6050	Teeth / inch: 18
RC6067	Distance of teeth: 1,4mm
	Material: Bi-Metal
	A: 4,2 mm

Useable for:
plastic, wood, bumper

Saw blades - extra long



For model	Part# 8951011517
RC6067	Teeth / inch: 32
SIG	Distance of teeth: 0,8mm
	Material: Bi-Metal
	A: 4,2 mm

Useable for:
steel, sheet metal

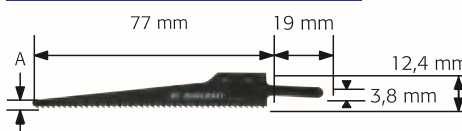
For model	Part# 8951011516
RC6067	Teeth / inch: 24
SIG	Distance of teeth: 1,0mm
	Material: Bi-Metal
	A: 4,2 mm

Useable for:
casted iron, aluminium, copper, zinc, composite

For model	Part# 8951011518
RC6067	Teeth / inch: 14
SIG	Distance of teeth: 1,8mm
	Material: Bi-Metal
	A: 4,2 mm

Useable for:
aluminium, copper, zinc, composite, wood

Saw blades - SIG Typ



For model	Part# 8951011529
RC6900	included files:
RC6067*	flat, round
	half-rounded, triangular

Set of files



For model	Part# 8951011532
RC6900	File flat 10 x 3 mm
RC6067*	

Individual files



For model	Part# 8951011533
RC6900	File round
RC6067*	Length: 115 mm
	ø: 6 mm



For model	Part# 8951011534
RC6900	File half-rounded 10 x 3,8 mm
RC6067*	Length: 115 mm
	ø: 6 mm



For model	Part# 8951011535
RC6900	File triangular 7 x 7 mm
RC6067*	Length: 115 mm
	ø: 6 mm



* only useable with adapter 8951011531

- 01
- 02
- 03
- 04
- 05
- 06
- 07
- 08
- 09
- 10
- 11
- 12
- 13
- 14