

Overview

High-Performance Video fiber links accept analog baseband video, converts it to digital form, and transmits it as an 8-bit digital signal over optical fiber. Digital transmission of video with a signal-to-noise ratio of >55 dB assures noise-free video at the receiver. These models support all major video formats. Resolution of greater than 520 TV lines guarantees faithful reproduction of high-resolution closed-circuit video images. S706V models feature multimode operation, while S7706V models operate over one single mode fiber.

Superior Diagnostics

The SMARTS™ diagnostic technology provides built-in diagnostic tools including LEDs that monitor the operating status of the video and optical signals.

Standard Features

- One-way transmission of composite video over one fiber
- Single and multimode models available
- 8-bit video processing
- >520 TV lines resolution
- Video SNR >55 dB
- 6.5 MHz video bandwidth
- Optical AGC
- 18 dB (single mode) or 13 dB (multimode) optical budget
- Operating distance up to 37 miles (60 km), depending on the model
- Standalone or rack configurations

High-Performance Video

S706V and S7706V



U.S.
T (561) 998-6100
T 888-GE-SECURITY
888-(437-3287)
F 561 998 6224

Canada
T 519 376 2430
F 519 376 7258

Asia
T 852-2907-8108
F 852-2142-5063

Australia
T 61-3-9676-1300
F 61-3-9646-7005

Europe
T 44-113-238-1668
F 44-113-253-8121

Latin America
T 305-593-4301
F 305-593-4300

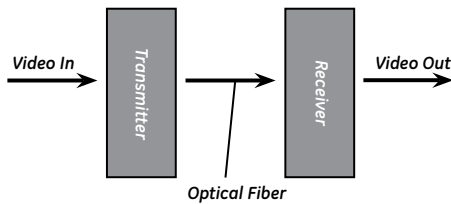
www.gesecurity.com

© 2005 General Electric Company
All Rights Reserved

Specifications

Video	S706V (Multimode)	S7706V (Single Mode)
Channels	1	
Format	EIA, CCIR, NTSC, and PAL	
Input/Output Signal	1.0 V p-p composite	
Bandwidth	6.5 MHz	
Signal-to-Noise Ratio	>55 dB	
Video Resolution	>520 TV lines	
Input/Output Impedance	75 ohms	
Differential Phase	<0.7°	
Differential Gain	<2%	
Optical		
Mode	Multimode	Single Mode
Optical Budget*	13 dB	18 dB
Emitter	LED	Laser
Wavelength	1300 nm	1310 nm or 1550 nm
Operating Distance**	2.2 mi (3.2 km)	Up to 37 miles (60 km)
(Depending on model)		
Gain Control	Optical Automatic Gain Control (OAGC)	
Electrical		
Input Power, Standalone Units	24 VAC or 13.5 VDC regulated	
Input Power, Rack Units	13.5 VDC regulated	
Current Requirement	400 mA	
Power Consumption	6 W	
Power Factor	4 (rack units only)	
Protection	Solid-state short circuit protection	
Optional Power Supply	Model 613P	
Environmental		
Operating Temperature	-40 to 167 °F (-40 to 75 °C)	
Maximum Humidity	95% relative, noncondensing	
Mechanical		
Dimensions (HWD)	Standalone: 5.0" x 4.8" x 1.5" (127 x 122 x 38 mm); Rack: 1 slot (1.0")	
Weight	Standalone: 1.21 lbs (0.55 kg); Rack: 0.55 lbs (0.25 kg)	
Construction	Standalone: Polycarbonate; Rack: Aluminum	

Related Diagram



AGENCY COMPLIANCE

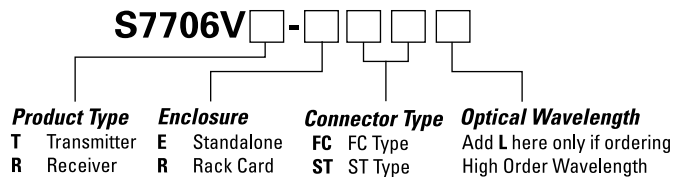
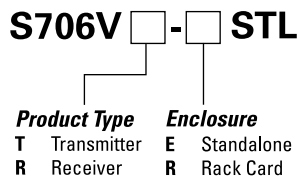
FCC PART 15 COMPLIANT **CE** **UL** US

MADE IN THE USA

Complies with FDA Performance Standard for Laser Products, Title 21, Code of Federal Regulations, Subchapter J

Ordering Information

Use the Configurators below to select the options available for these products.



* Optical Budget based on 62.5 μm fiber, for 50/125 μm fiber subtract 3 dB.

** Operating distance is approximate and assumes best fiber. It will be affected by the type and number of splices in the fiber. Refer to update No. TB00-005, which can be found at www.gesecurity.com

As a company of innovation, GE Security reserves the right to change product specifications without notice. For the latest product specifications, visit GESecurity online at www.GESecurity.com or contact your GE Security sales representative. S706V-2006-09-2