

# Electromechanical hour counters

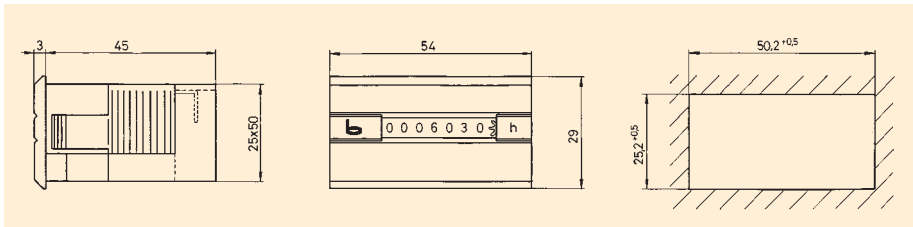
register operating and service times.

## Hour counters for AC and DC with or without reset type range 603...617....

These AC or DC counters offer a snap-in fixing for fast mounting and are available with or without cable connection and reset. On request even with detachable key, that is why they are protected against manipulation.

### Front frame 54 x 29 mm, in BAUSER design

AC	DC	grey	black	terminal connection	plug connection 6,3 x 0,8	cable 2 x 0,38 L: 500 mm
603	608	●			●	
603.2	608.2	●		●		
603.3	608.3	●				●
604	609		●		●	
604.2	609.2		●	●		
604.3	609.3		●			●



type 603, 603.2, 603.3, 608, 608.2, 608.3



type 604, 604.2, 604.3, 609, 609.2, 609.3

### Front frame 54 x 29 mm, without bezel

AC	DC	grey	black	terminal connection	plug connection 6,3 x 0,8	cable 2 x 0,38 L: 500 mm	reset without	with
604.10	609.10		●		●		●	
604.10.2	609.10.2		●	●			●	
604.10.3	609.10.3		●			●	●	
610.10	617.10	●				●		●
610.10.1*	617.10.1*	●				●		●
610.11	617.11		●			●		●
610.11.1*	617.11.1*		●			●		●

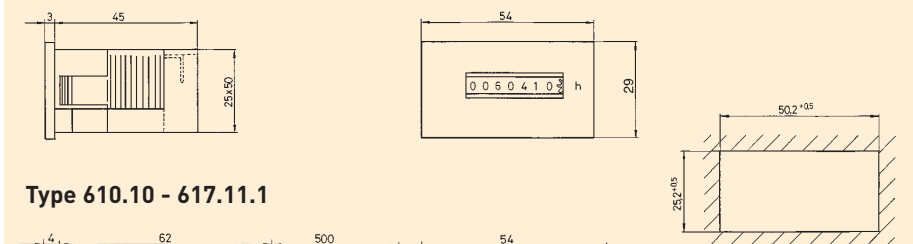


type 604.10, 604.10.2, 604.10.3, 609.10, 609.10.2, 609.10.3

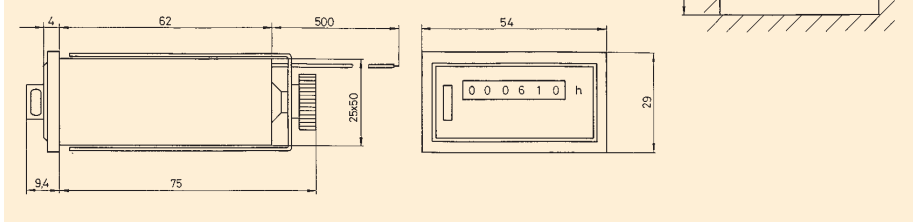


type 610.11, 610.11.1, 617.11, 617.11.1

### Type 604.10 - 609.10.3



### Type 610.10 - 617.11.1



# Electromechanical hour counters

register operating and service times.

## Hour counters with protection against accidental contact according to VBG4

BAUSER offers hour counters for operation on 50 and 60 Hz for the world-wide sales. These special types are available with order code .../943. Just as the AC standard counters are UL- and CSA approved.

### Technical specifications:

	AC	AC	DC	DC
type:	603 - 604.10.3	610.10, 610.10.1, 610.11, 610.11.1	608 - 609.10.3	617.10, 617.10.1, 617.11, 617.11.1
reset:	no	yes	no	yes
counting range:	99999,99 h	9999,99 h (99999,9 h = 610.10.1, 610.11.1)	999999,9 h	9999,99 h (99999,9 h = 617.10.1, 617.11.1)
digits:	1,5 x 4 mm (with lens) white on black, decimals black on white	2 x 4 mm, white on black, decimals black on white	1,5 x 4 mm (with lens) white on black, decimals black on white	2 x 4 mm, white on black, decimals black on white
voltages:	115 or 230 V AC	115 or 230 V AC	10 - 50 V DC	12 - 24 V DC
special voltages (at additional cost):	12, 24, 42 and 400 V AC	12, 24 and 42 V AC over 230 V AC with loose capacitor	50 - 120 V DC	36, 80, 110 V DC
voltage tolerance:	± 10 %	± 10 %	-	± 15 %
frequency:	50 or 60 Hz (on request 20 and 100 Hz operation)	50 or 60 Hz (on request 20 and 100 Hz operation)	-	-
current consumption:	approx. 8 mA	approx 2 VA	2,6 - 14,5 mA (1,3 - 3,5 mA at special voltage)	7,5 - 30 mA (8 - 14 mA at special voltage)
protection class DIN 40050:	housing: IP 65 (front) terminals: IP 00	housing: IP 41 (front) -	housing: IP 65 (front) terminals: IP 00	housing: IP 41 (front) -
ambient temperature:	- 20 °C to + 70 °C	- 20 °C to + 70 °C	- 20 °C to + 70 °C	- 10 °C to + 50 °C
fixing:	integr. snap-in lugs, panel thickness 0,5 - 3 mm cutout 50,5 x 25,5 mm	metal clamp	integr. snap-in lugs, panel thickness 0,5 - 3 mm cutout 50,5 x 25,5 mm	metal clamp
retaining clip (at additional cost):	for panel thickness up to 15 mm	-	for panel thickness up to 15 mm	-
approvals:	CE (VDE, UL and CSA - at additional cost)	CE	CE	CE
operation indication:	yes	no	yes	no
conn. short circuit a. reverse batt. prot.:	-	-	yes	yes
protect. ag. accidental contact (to VBG 4):	yes	yes	yes	yes
weight:	approx. 45 g	approx. 135 g	approx. 45 g	approx. 135 g



retaining clip at additional cost

### Accessories and special types at additional cost:

variants for 20- and 100 Hz operation:  
order code i.e.: 603/943

reset with key:  
for types 610.10/S, 610.11/S, 617.10/S, 617.11/S (detachable key)

retaining clip:  
for type range 603 - 609.10.2

rubber seal for additional sealing:  
between counter and panel

blind cover:  
grey or black and cutout of minimum 50,2 x 25,2 ± 0,5 mm

prolonged cable connection

option:  
anthracite housing