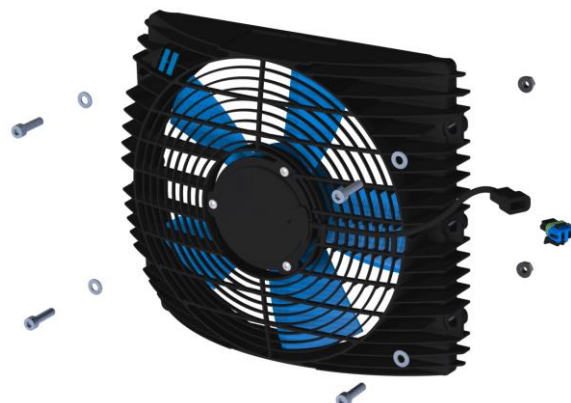
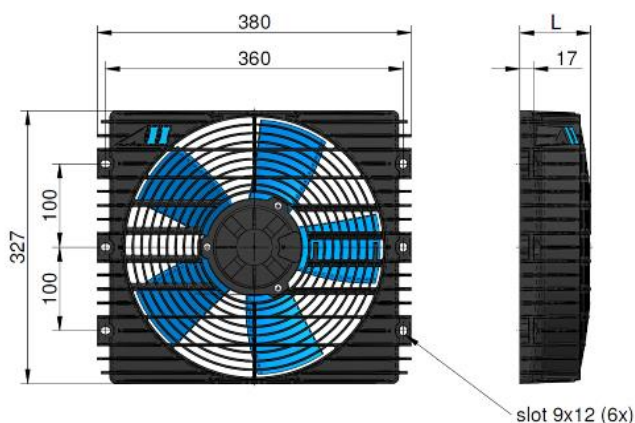


fan kit 0295, 12V / 24V DC

for oil/air blast coolers ASA 0075/0115/0257/0367, ECO 07/11, TT 11

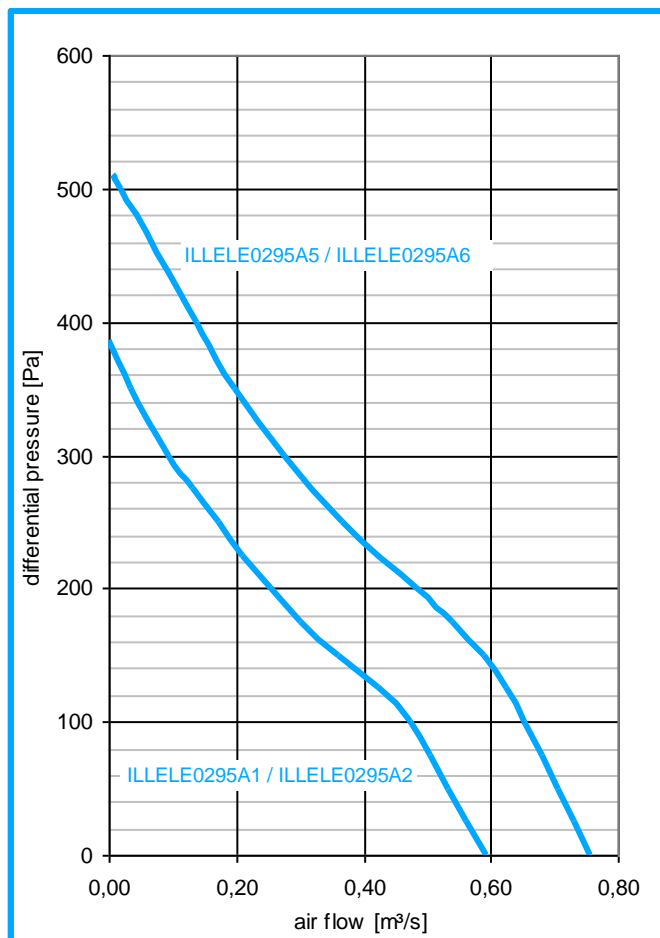


Technical Data ^{*)}

order number	description	current ^{**) [A]}	motor power [kW]	protection level	L [mm]	weight [kg]
ILLELE0295A1	fan kit 0295, 12V DC	15,4	0,20	IP 68	90	2,95
ILLELE0295A2	fan kit 0295, 24V DC	7,7	0,20	IP 68	90	2,95
ILLELE0295A5	fan kit 0295, HP 12V DC	20,8	0,27	IP 68	110	3,10
ILLELE0295A6	fan kit 0295, HP 24V DC	10,4	0,27	IP 68	110	3,10

^{**) given data are running currents, for start up 3x higher current has to be calculated!}

Performance Data



ambient conditions

ambient temperature range -20°C to +80°C

storage temperature range -40°C to +120°C

Important: Assure sufficient air circulation!

supply

12V DC ± 10% 24V DC ± 10%

maximum allowed ripple 1%

Check for right polarity! Inverse polarity may damage the fan!

recommended fuse (slow acting)

ILLELE0295A1	20 A
ILLELE0295A2	10 A
ILLELE0295A5	25 A
ILLELE0295A6	15 A

housing

material polyamide

accessories

temperature control ILLZTC12K, ILLZTC24K

content of fan kit

1x fan unit, 4x screws, 4x screw nuts, 4x washer, 1x counter connector

^{*) all data refer to tests with 13V and 26V DC, respectively}

Please contact us for further options and assistance.

This data sheet shows a technical overview of our products. Please contact us if more exact information is needed. As we are constantly improving our products, their characteristics, dimensions and weights may also change, although we do our best to incorporate these changes continually. The information in this data sheet is intended to be used as a first general guideline only. asa assumes no liability for any information therein, any errors, omissions, misprints, nor any direct or indirect damages, losses or costs resulting therefrom. The cooling performance and the general technical values indicated in this catalogue are measured at a test bench according to asa testing procedures. Because there is no standardized testing procedure, tests used by other manufacturers could have different results. Due to different conditions in testing and application environments the cooling performance may also vary by +/- 15%. Therefore we recommend all coolers to be checked under the system operating conditions. This is also true of vibrations and mechanical stress as well as for pressure peaks and thermal stress and any other relevant factors.