


# Incandescent Round Lights

## KP-100 Series



### Model Designation

#### Lamp Type

KP - ※1 - ※2 ※3

Lamp Voltage  
Lens Color  
Lens Shape  
Model Name

※1

Code	Mounting Hole $\phi$	Lens Shape
132	$\phi$ 16.5	Round
142A		Round protrusion
142F		Round flat protrusion
142F2		Round flat
164F	$\phi$ 11.5	Round flat
164FL		Round flat
166B	$\phi$ 8.5	Round
166F		Round flat

※2

Code	Lighting Color
W	Milky white
R	Red
G	Green
O	Orange

※3

Model	Lamp Voltage
132	6.3V, 18V, 24V, 28V, 30V, 48V
142	6.3V, 18V, 24V, 28V, 30V, 48V
164	6.3V, 12V, 18V, 24V, 28V
166	6.3V, 12V, 18V, 24V, 28V

#### LED Type

KP - ※1 - ※2 ※3

Lens Color  
LED Lamp Voltage  
Lens Shape  
Model Name

※1

Code	Mounting Hole $\phi$	Lens Shape	Code	LED Lamp Voltage
132	$\phi$ 6.5	Round	3H	LE-10D AC/DC18V
142A		Round protrusion	4H	LE-10D AC/DC24V
142F		Round flat protrusion	8H	LE-10D AC/DC100/110V
142F2		Round flat		
164F	$\phi$ 1.5	Round flat	2	LE-5A DC12V
164FL		Round flat	4	LE-5A DC24V
166B	$\phi$ 8.5	Round	2	LE-4.2A DC12V
166F		Round flat	4	LE-4.2A DC24V

Production on orders

※3

Code	Lighting Color
W*	Milky white
R	Red
G	Green
O	Orange

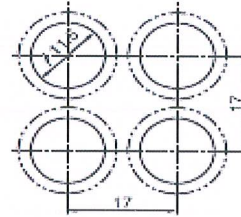
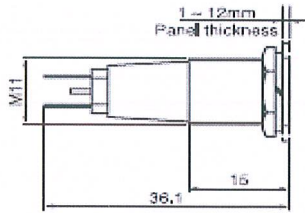
\*The color of the lens uses a source of light of yellow (Y) for indication of the white.

### Ratings

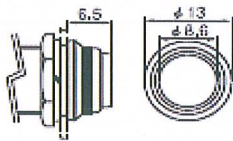
Item	Model	KP-132	KP-142	KP-164	KP-166
Matching Lamp		T-10 28L 2W or less, E-10 base		T-5 0.6W or less Stepped base	T-4, 2 0.6W or less Bi-pin base
Bulb Voltage		48V AC/DC or less		28V AC/DC or less	
LED Lamp		-	LE-10D	LE-5A	LE-4.2A
LED Lamp Voltage		-	18V AC/DC 24V AC/DC 100/110V AC/DC	12V DC 24V DC	

## ■ Panel-cut Dimensions and Minimum Mounting Pitch

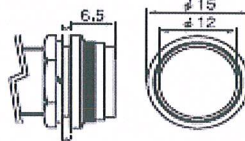
### ▼ KP-164□



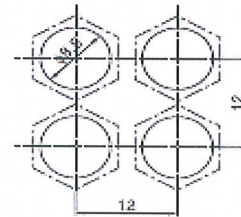
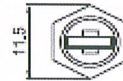
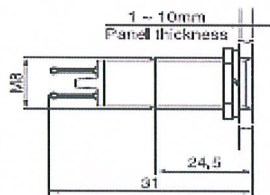
### ▼ KP-164F



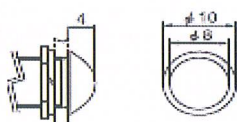
### ▼ KP-164FL



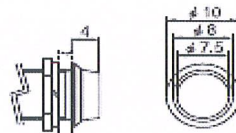
### ▼ KP-166□



### ▼ KP-166B



### ▼ KP-166F



## ■ Specifications

Item \ Model	KP-132	KP-142	KP-164	KP-166
Insulation Resistance	100MΩ or more between live parts and ground measured by 500V DC megohmmeter			
Withstand Voltage	2000V AC for 1 minute between live parts and ground(1000V AC for 1 minute for KP-166)			
Temperature Resistance	Normal after being left for 2 hours at -25±3°C, and 2 hours at +55°C			
Humidity Resistance	Normal after being left for 96 hours at 40±2°C, 95%RH			
Vibration Resistance	3-dimensional vibration of amplitude 0.4mm, frequency 50Hz, acceleration 2g for 1 hour			
Shock Resistance	3-dimensional shock of 500m/s <sup>2</sup> to 6 surfaces, 5 times			
Operating Environment	-10 ~ 40°C, 45 ~ 85%RH (No freezing or condensation)			
Lens Color	Milky white, red, green, orange			
Panel Thickness	1 ~ 10mm	Model A-F: 1 ~ 6mm F <sub>2</sub> : 1 ~ 12mm	1 ~ 12mm	1 ~ 10mm
Frame Color	Black (approx. N1.5)	Nickel plating		
Wiring	Receptacle #187 or soldering	Receptacle #187 or soldering	Receptacle #110 or soldering	Soldering

## ■ Materials

Item \ Model	Lens Section	Holder Section	Terminal
KP-132	Polycarbonate resin	Phenol resin	Brass (nickel plated)
KP-142	A-F: Polycarbonate resin F <sub>2</sub> : Acryl resin	A-F: Brass (chrome plated) F <sub>2</sub> : Brass (nickel plated)	Brass (nickel plated)
KP-164	D: Glass F-FL: Acryl resin Lens frame: Brass (nickel plated)	Brass (nickel plated)	Brass (nickel plated)
KP-166	Polycarbonate resin		Phosphor bronze for spring (nickel plated)

## ■ Recommended torque

### ● Fastening torque

Item \ Model	KP-132	KP-142	KP-164	KP-166
Mounting Nut	M16	M16	M11	M8
Torque	0.8 ~ 11N·m		0.4 ~ 0.6N·m	0.2 ~ 0.4N·m

### ● Weight (Unit: g)

Model KP-132	Model KP-142	Model KP-164	Model KP-166
Approx. 15	Approx. 20 ~ 22	Approx. 12	Approx. 6